




The American Rescue Plan Act of 2021

EXISTING USERS (ENROLLED OR NOT ENROLLED)

User Guide


Step 1

Log into your [Nevada Health Link Account](#)

connecting you to health insurance

Log In Help & Support ▾

Welcome to Nevada Health Link, Let's get started.




Individuals & Families

Enter the access code from your notification to get started with claiming your account, designating a broker, or opting in to auto-renewal. If you have questions or need assistance please [contact us](#).

[START SHOPPING →](#)

🔒 Do you have an access code?

☐ I'm not a robot 
reCAPTCHA
Privacy · Terms

Submit

🔒 Already have an account?

[Log In](#)

Step 2

Click “Edit Application” and click your way through the entire application updating information where needed, complete attestations, and provide your signature at the end of the application:

The screenshot displays the Nevada Health Link user interface. On the left is a sidebar with navigation links: My Eligibility Results, My Enrollments, My Inbox, My Preferences, Quick Links, Find Local Assistance, and User Guides. The main content area has a yellow banner at the top with a note about document uploads. Below this is a blue informational box regarding the American Rescue Plan Act subsidies. A 'NEXT STEPS' section follows, with a 'CONFIRM EVENT AND SHOP' button. The 'Overview' section shows the application status as 'Complete' for a 2021 application for one member, with a 'View Application' link. The 'Your Household Eligibility' section shows a conditional status with a 'View Details' link. A table lists the 'Advanced Premium Tax Credit' as \$412.88 per month and eligibility for cost sharing reductions. The 'Edit Application' link in this section is circled in red, with a red arrow pointing to it from the right.

[documents](#). If you have already uploaded the relevant documents, please wait for the documents to be approved.

As part of the American Rescue Plan Act, Nevada Health Link is providing additional subsidies in the form of advanced premium tax credits to all consumers. This expands the subsidies to most people, even if you have income over 400% Federal Poverty Level (FPL).

You may be eligible for these subsidies if you never applied, or previously applied and did not qualify. If you are already enrolled, you will need to update your application by clicking “Edit Application” below and re-submit your application to receive the new subsidies. The system will automatically apply new subsidies to your enrollment moving forward. You can check your new subsidy and premium [here](#) once you edit and submit your application.

If you are currently not enrolled in coverage start a new application, by selecting the drop down menu item: “American Rescue Plan” as your qualifying life event.* This will allow you to shop for and enroll in coverage.

*Please note that you will receive new subsidies once you submit your application, no matter which qualifying life event you select.

NEXT STEPS

You have successfully completed your application and reported the life event to enroll in health plan(s). Please confirm the life event by clicking the button below. You will be able to shop for plans and enroll once you confirm the event.

[CONFIRM EVENT AND SHOP](#)

Overview

Your Application Status (Your Case ID is SSHIX100000946)

2021 Application For 1 member	Complete	View Application
----------------------------------	----------	----------------------------------

Your Household Eligibility **This eligibility is conditional. See more details to upload the required documents.**

Test Case	View Details Advanced Premium Tax Credit \$412.88 per month One or more members of your household are eligible for Cost Sharing Reductions	Edit Application
-----------	---------------------------------------------------------------------------------------------------------------------------------------------------------------------------------------------------	----------------------------------



Step 3

Your updated subsidy eligibility will be automatically applied to your current enrollment if you are already enrolled. You may view the update to your existing enrollment on the “**My Enrollments**” screen. If you are not enrolled you will need to select the “**Confirm Life Event and Shop**” button below.

The screenshot displays the Nevada Health Link website interface. At the top left is the logo with the text "nevada health link" and "connecting you to health insurance". At the top right are links for "Help & Support" and "My Account". The main heading reads "Welcome, Test Case". Below this is a "My Stuff" sidebar with links to "My Dashboard", "My Applications", "My Eligibility Results", "My Enrollments", "My Inbox", and "My Preferences". A "Quick Links" section includes "Find Local Assistance" and "User Guides". The main content area features a "2021" header. A yellow alert box states: "We need additional information documents to confirm some of the data provided on your application. Click here to [upload documents](#). If you have already uploaded the relevant documents, please wait for the documents to be approved." Below this, a blue informational box explains the American Rescue Plan Act subsidies and provides instructions for updating applications or starting new ones. A red arrow points to a blue button labeled "CONFIRM EVENT AND SHOP" which is circled in red. The button is located in the "NEXT STEPS" section, which also contains the text: "You have successfully completed your application and reported the life event to enroll in health plan(s). Please confirm the life event by clicking the button below. You will be able to shop for plans and enroll once you confirm the event."

Step 4

Select the **American Rescue Plan** qualifying life event from the drop down menu.

The screenshot shows the 'Life Change Reporting Qualifying Life Event' page on the Nevada Health Link website. The page header includes the Nevada Health Link logo and navigation links for Home, Help & Support, and My Account. A blue banner at the top states: 'Important: In order to qualify for Special Enrollment Period, you need to report and take action within 60 days of the event date. If you don't your request will most likely be denied.'

The main heading is 'Life Change Reporting Qualifying Life Event'. On the left, there is a 'Help' section with a 'Contact Us' link. The main form area is titled 'Select your Qualifying Life Event and the date the event occurred'. It features a 'Qualifying Life Event' dropdown menu, a date input field (MM/DD/YYYY), and a checkbox for 'I have provided true answers...'. A red arrow points to the 'American Rescue Plan' option in the dropdown menu. Other options in the menu include Adoption, Birth, Change in Address, Change in American Indian / Alaska Native Status, Change in Household Size, Change in Incarceration Status, Change in Legal Presence, Change in U.S. Citizenship Status, Child Aged out from old application, Divorce, Exemption Cancelled, Income Change, Legal Separation, Loss of coverage through employer, Loss of Medicaid, Lost other minimum essential coverage, Marriage, and Moved into State. A 'Back to Dashboard' button is located below the checkbox, and a 'Continue' button is on the right.

Step 5

Shop for plans.

The screenshot shows the Nevada Health Link user dashboard. The header includes the Nevada Health Link logo and navigation links for Home, Help & Support, and My Account. The main content area is titled "Welcome, Test Case" and features a sidebar with "My Stuff" and "Quick Links" sections. The "My Stuff" section includes links to My Dashboard, My Applications, My Eligibility Results, My Enrollments, My Inbox, and My Preferences. The "Quick Links" section includes links to Find Local Assistance and User Guides. The main content area displays a calendar for 2021, a notification about enrollment, a message about additional information documents, and a section about subsidies under the American Rescue Plan Act. A red arrow points to a "SHOP FOR PLANS" button in the "NEXT STEPS" section.

nevada health link
connecting you to health insurance

Home Help & Support My Account

Welcome, Test Case

My Stuff

- My Dashboard
- My Applications
- My Eligibility Results
- My Enrollments
- My Inbox
- My Preferences

Quick Links

- Find Local Assistance
- User Guides

2021

You have 117 days to enroll.

We need additional information documents to confirm some of the data provided on your application. Click here to [upload documents](#). If you have already uploaded the relevant documents, please wait for the documents to be approved.

As part of the American Rescue Plan Act, Nevada Health Link is providing additional subsidies in the form of advanced premium tax credits to all consumers. This expands the subsidies to most people, even if you have income over 400% Federal Poverty Level (FPL).

You may be eligible for these subsidies if you never applied, or previously applied and did not qualify. If you are already enrolled, you will need to update your application by clicking "Edit Application" below and re-submit your application to receive the new subsidies. The system will automatically apply new subsidies to your enrollment moving forward. You can check your new subsidy and premium [here](#) once you edit and submit your application.

If you are currently not enrolled in coverage start a new application, by selecting the drop down menu item: "American Rescue Plan" as your qualifying life event.* This will allow you to shop for and enroll in coverage.

*Please note that you will receive new subsidies once you submit your application, no matter which qualifying life event you select.

NEXT STEPS

You have successfully completed your application and confirmed life event . Please click on the button below to start shopping.

SHOP FOR PLANS

Note:

For consumers who have received Unemployment Income for at least one week during 2021 you will need to attest to that information prior to submitting your income information.

nevada health link
connecting you to health insurance

Help & Support My Account

Get Ready

Steps

- Start Your Application
- Family and Household
- Income Information
- Get Ready**
- Household Member
- Test Case
- Income Summary
- Additional Information
- Review and Sign

We ask for current information for everyone in your family and household to make sure you get the most benefits possible
Before you start, please take a moment now to gather the information listed below

All fields on this application marked with an asterisk () are required unless otherwise indicated.*

You may need:

- Pay stubs
- W-2 forms
- Information about income

You may be eligible for an even greater level of financial assistance to lower the cost of health coverage and care in 2021 if you and/or your spouse (if married, filing jointly), has been approved to receive unemployment insurance (otherwise known as unemployment compensation) in 2021. By checking the box below, you are attesting that either you or your spouse has been approved to receive unemployment insurance in 2021.

☐ I confirm that either myself or my spouse has been approved to receive unemployment insurance for at least one week in 2021.

BACK SAVE & EXIT SAVE & CONTINUE